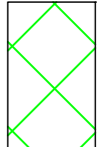
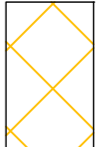
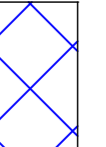



LOADING TABLE - STAGE FLOOR

THE SAFE WORKING LOAD ON THE STAGE IS NOTED BELOW

AREA	STATIC SAFE WORKING LOAD	MAXIMUM POINT LOAD
	750kg/m ²	1000kg
	500kg/m ²	1000kg
	200kg/m ² (REFER TO TABLE 2)	1200kg
	200kg/m ²	1000kg

THE LOAD INDICATED IS THE MAXIMUM SAFE WORKING LOAD THAT MAY BE INDUCED ON THE FLOOR WITHOUT REQUIRING CONSULTATION WITH A CHARTERED STRUCTURAL ENGINEER. LOADS MAY BE INCREASED PROVIDING WRITTEN APPROVAL IS OBTAINED IN ADVANCE OF THE DESIGN. ALL COSTS WILL BE REIMBURSED TO THE SHOW.

THE POINT LOAD IS PRESUMED TO BE OVER AN AREA OF 50mm x 50mm, UNLESS STATED OTHERWISE.

*VENUE TO CONFIRM THICKNESS AND GRADE OF PLY OVER TRAYS, 21mm AMERICAN PLY PRESUMED.

NOTE:
ALL ALLOWABLE LOADS ARE BASED ON C30 CONCRETE WITH MINIMUM REINFORCEMENT.
ALL REINFORCEMENT = 400 N/mm²

DO NOT SCALE THIS DRAWING.

ORIGINAL DRAWING SIZE A1

Notes

THE TECHNICAL MANAGER OR ANOTHER COMPETENT PERSON IS TO INSPECT AGAINST THE DRAWING THE STRUCTURE FOR ALTERATIONS/DAMAGE/LOOSE CONNECTIONS/BOLTS, ETC. PRIOR TO EVERY ENTRY OF THE GENERAL PUBLIC INTO THE BUILDING FOR A PERFORMANCE AND ALSO PRIOR TO THE STRUCTURE BEING LOADED.

MICHAEL JACKSON CONSULTING ENGINEERS LIMITED ARE TO BE NOTIFIED IMMEDIATELY IF ANY ALTERATIONS / DAMAGE / LOOSE CONNECTIONS/BOLTS, ETC. ARE NOTED TO THE CERTIFIED STRUCTURE, AND THE HOUSE STRUCTURE IS NOT TO BE LOADED UNTIL IT HAS BEEN RE-INSPECTED, CONFIRMED SUITABLE AND RE-CERTIFIED.

Rev	Date	Description	By
Revisions			

Michael Jackson Consulting
Chartered Structural Engineers

204 BOSTON ROAD
WILMSTON, WILTSHIRE, WILTS SN4
Tel: 0161 790 4404
Fax: 0161 790 4400

Client **HQ THEATRES & HOSPITALITY**

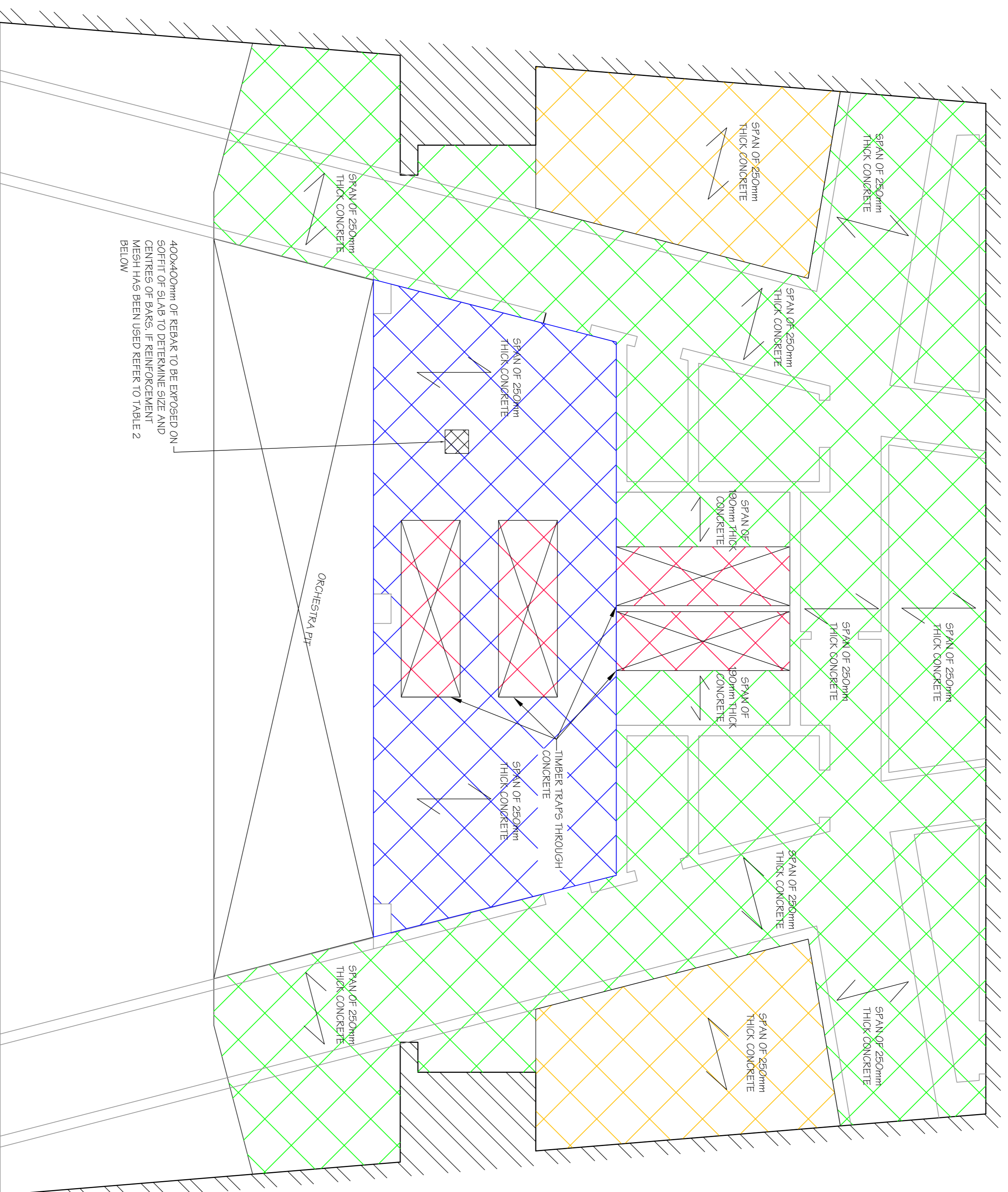
Site **THE BECK THEATRE,
HAYES**

Project **LOAD RATING**

Drawing Title **STAGE LEVEL - ALLOWABLE
LOADS**

Scale	Date	Drawn	Checked	Passed
AS SHOWN	03/04/2017	MF		

DRG. No. **2571-005**



PLAN ON STAGE
(SCALE 1:50 AT A1)

KEY:
INDICATES PRESUMED
SPAN OF CONCRETE FOR
DESIGN PURPOSES

TABLE 2

MESH SIZE	SMALL KG/m ²
A363**	200 KG/m ²
B503	500 KG/m ²
B725	1000 KG/m ²

** CONSERVATIVELY PRESUME MINIMUM REINFORCEMENT HAS BEEN USED UNTIL EXPOSURE WORK HAS BEEN CARRIED OUT.